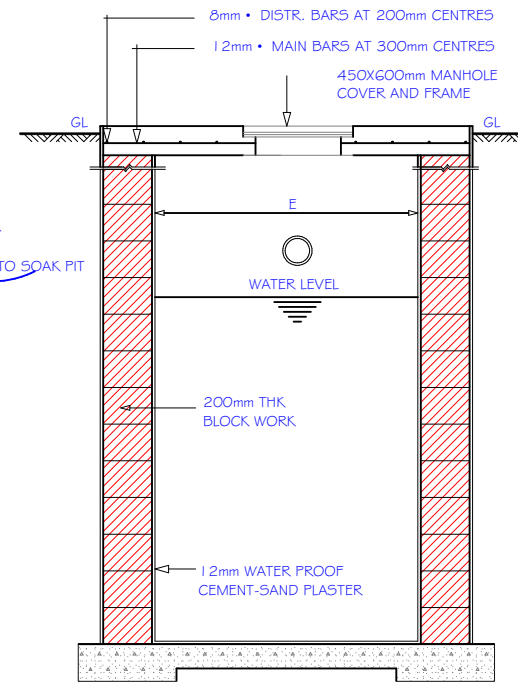
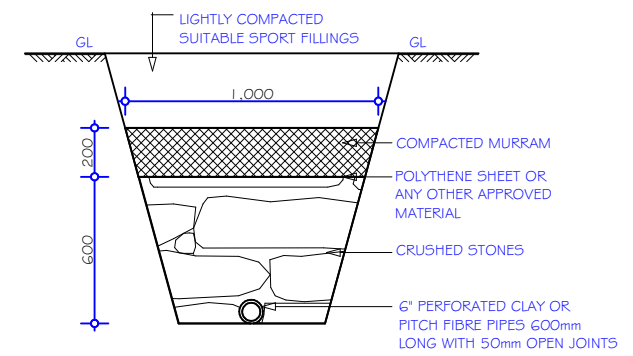


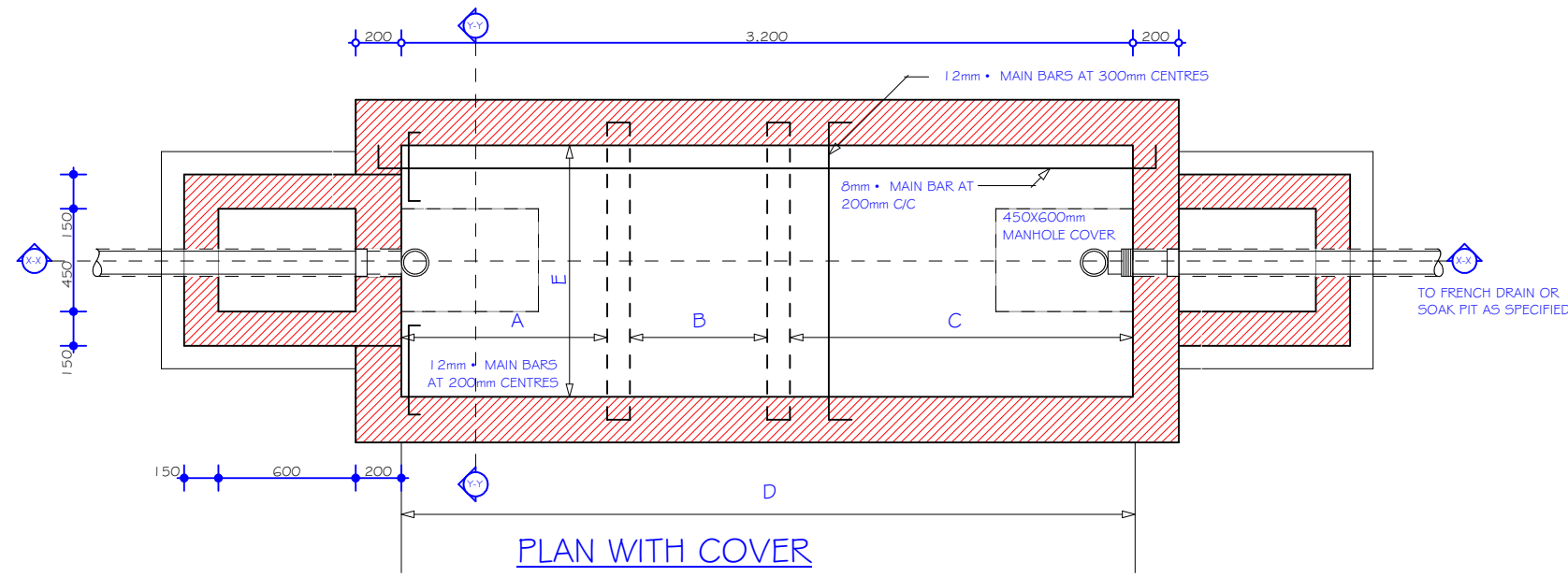
SECTION X-X



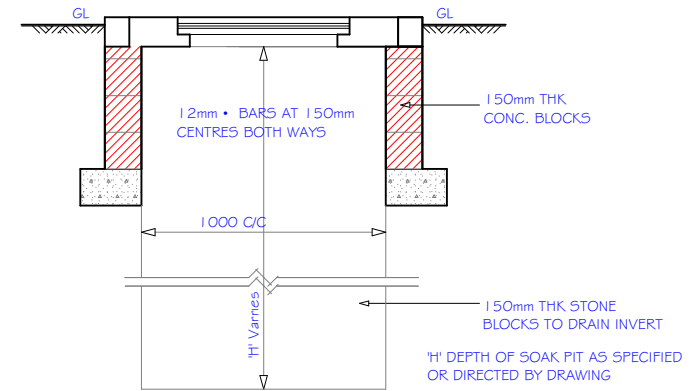
SECTION Y-Y



FRENCH DRAIN DETAIL



PLAN WITH COVER SLAB REINFORCEMENT



SOAK PIT DETAIL

CAPACITY		NUMBER OF PERSONS	DIMENSIONS IN MILLIMETRES						
GALLONS	LITRES		A	B	C	D	E	F	F2
300	1360	UPTO TO 10	400	300	1300	2200	700	900	1360
600	2720	11-20	750	600	1350	2900	900	1100	2720
900	4080	21-30	900	750	1350	3200	1100	1200	4080
1200	5440	31-40	900	850	1350	3300	1300	1300	5440
1500	6800	41-50	1000	950	1350	3500	1400	1400	6800

NOTES

1. CONCRETE TO BE 1:2:3 3/4 GRADED AND TO BE ACCORDING TO GENERAL SPECIFICATION.
2. REINFORCEMENT TO BE MILD STEEL TO BS 785.
3. MINIMUM COVER TO BARS SHALL BE 25mm.
4. 1:2 CEMENT SAND RENDERING ON WALLS AND SCUM BAFFLES.

Drng title  
SEPTIC AND SOAK PIT DETAILS

Designed	W.D	
Drawn	W.D	
dale	2017	
scale	1:50, 1:20	
Drng No.	02	Rev.

**NOTES**  
All dimensions are in mm unless stated  
Any discrepancies in the drawings should be reported to the consultants before the contractor commences work on site.  
All drawings and concepts remain the property of IOM

**PROJECT: PROPOSED MINISTRY OF WATER OFFICES PUNTLAND, GAROWE**

**CONSULTANT**  
IOM International Organization for Migration

Scale N.T.S  
Date JAN 2018  
Grant No.  
Drawn By: Wanja David  
Reviewed and Approved by: Wanja David

Drawing title  
Drawing No.  
Project No.

SHEET N<sup>o</sup>